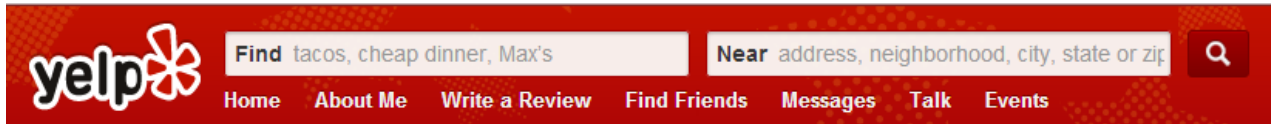


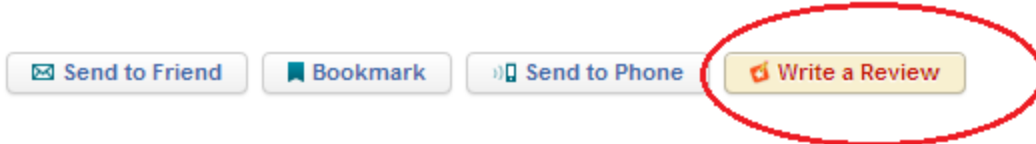
How to Leave a Yelp Review



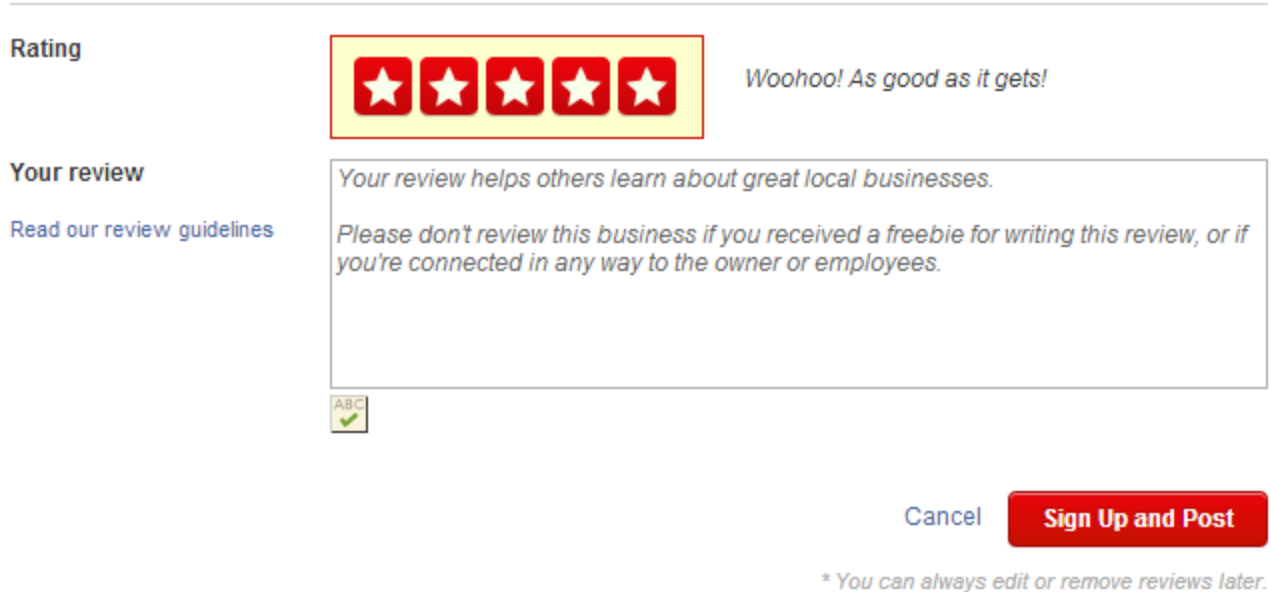
- Locate the business you would like to leave a review for on Yelp. If you don't already have a link to the Yelp listing, you can find it by searching for the business name and location:



- Once on the business page you're leaving a review for, click the 'Write a Review' button:



- This should bring you to the review screen that looks like so:



- Click the number of stars you would like to rate the business as (1-5) and add a written review describing your experience or the services rendered.
- Once complete, click the 'Sign Up and Post' button. You will be asked to sign up (with Facebook or email) or log in if you have an already existing account.
- Once registration is complete, you can post your review!

Thank you for leaving a review.